



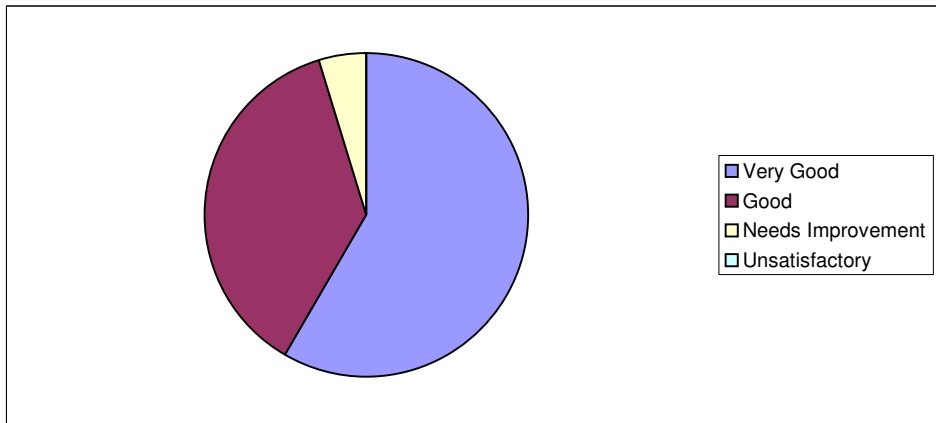
# NEW ZEALAND CLINICAL RESEARCH CONFERENCE

Hosted by the New Zealand Association of Clinical Research · [www.nzacres.org.nz](http://www.nzacres.org.nz)

## Evaluation

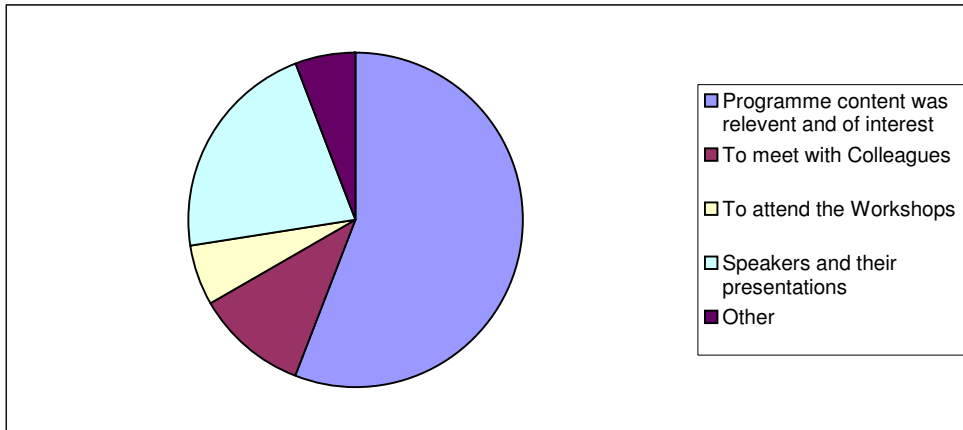
### 1. How would you rate the registration process?

	Count	Percentage
Very Good	49	58.33%
Good	31	36.90%
Needs Improvement	4	4.76%
Unsatisfactory	0	0%
	<b>84</b>	<b>99.99%</b>



### 2. What was your main reason for attending this Conference?

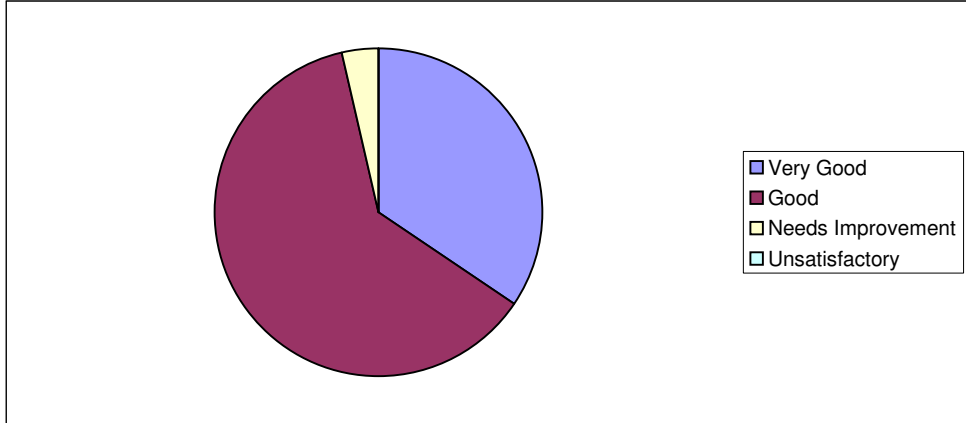
	Count	Percentage
Programme content was relevant and of interest	47	55.95%
To meet with Colleagues	9	10.71%
To attend the Workshops	5	5.95%
Speakers and their presentations	18	21.43%
Other	5	5.95%
	<b>84</b>	<b>99.99%</b>



**3. Please rate how well the programme overall met your needs:**

Very Good  
Good  
Needs Improvement  
Unsatisfactory

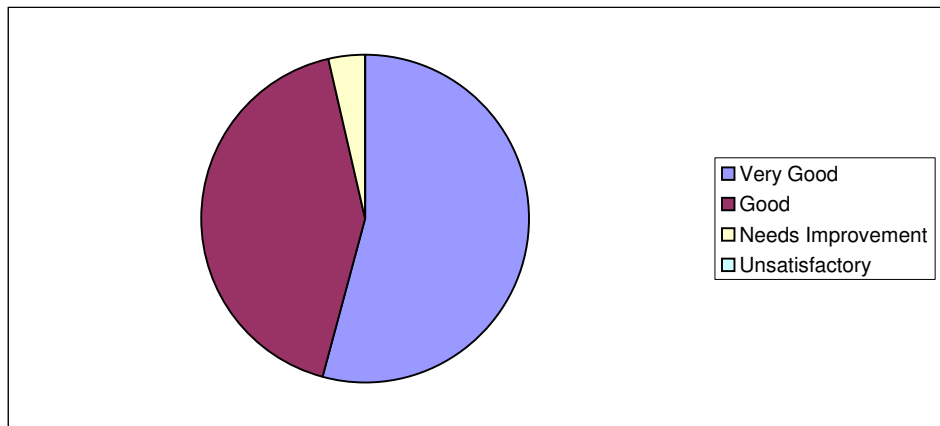
Count	Percentage
29	34.52%
52	61.90%
3	3.57%
0	0%
<b>84</b>	<b>99.99%</b>



**4. How would you describe the variety offered in the programme?**

Very Good  
Good  
Needs Improvement  
Unsatisfactory

Count	Percentage
45	54.22%
35	42.17%
3	3.61%
0	0%
<b>83</b>	<b>100.00%</b>



**5. Are there any topics or session which you would like to see included in future conferences?**

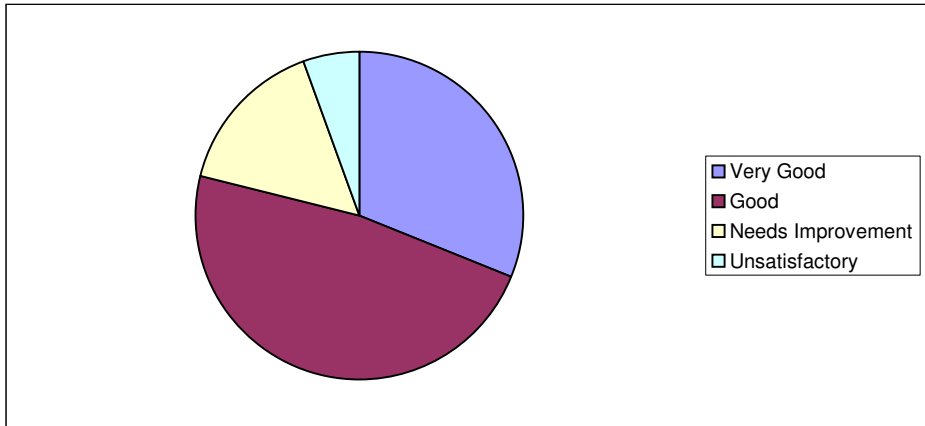
CNS research  
Clinical and therapeutic topics  
Follow up with Prof Bob Elliott, and the progress his research group has made. x4  
Ethics  
Aspects of clinical trials rather than just the medical.  
How to appeal to a wide ethnic group  
How to recruit well  
Basics of Clinical Trials (for beginners)  
More on Nephrology  
More on Diabetes x2  
More sessions on running successful clinical trials  
Leadership and personal development  
Political representation pertinent to research in NZ  
Progress with the xenotransplants  
Regulatory processes/changes/impacts x4  
Respiratory related therapies x2  
Economics of conducting research in NZ  
NZ 's place within international clinical trials  
Update on CCRep presentation  
Patient perspective of participating in trials. x2  
Womens health  
Consenting process to meet FDA requirements plus the legal implications  
Future role of NZACRes  
Cancer control strategy  
Understanding Maori Consultation process  
Cochrane review, implementing evidence based medicine, research culture in NZ  
Topics were good x3

**6. Are there any speakers (NZ or international) you would like to hear at the next conference?**

Political speaker MP x4  
Anne O'Neill - Children's Hospital Westmead  
Chris Jackson for an update  
Diabetes specialists  
Dr Deborah Mason  
Ethics  
Good Australian speakers  
Katrina Sharples  
Albert Hoffman  
Bill Gates  
Mason Durie  
More scientific/research orientated speakers  
Stewart Jessamine  
Richard Robson  
Michelle Lockhart  
Chris Wynn  
Colin Green  
No x3

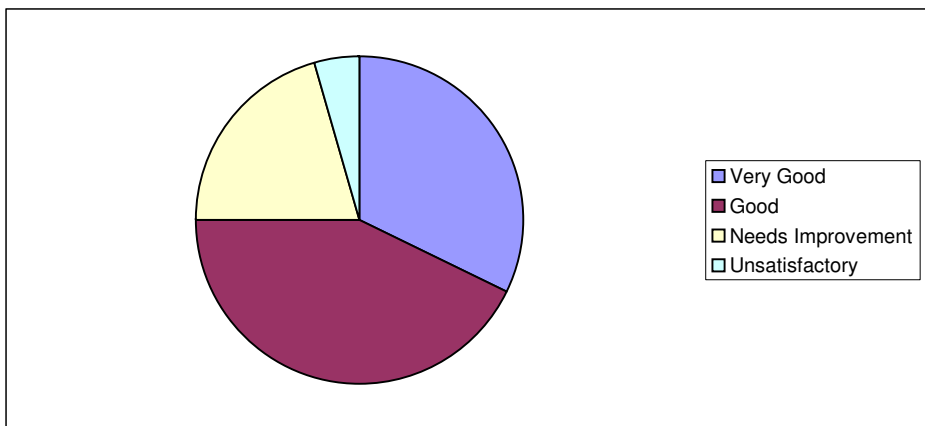
7. How would you describe the workshop you attended in session one?

	Count	Percentage
Very Good	22	30.99%
Good	34	47.89%
Needs Improvement	11	15.49%
Unsatisfactory	4	5.63%
	<b>71</b>	<b>100.00%</b>



8. How would you describe the workshop you attended in session two?

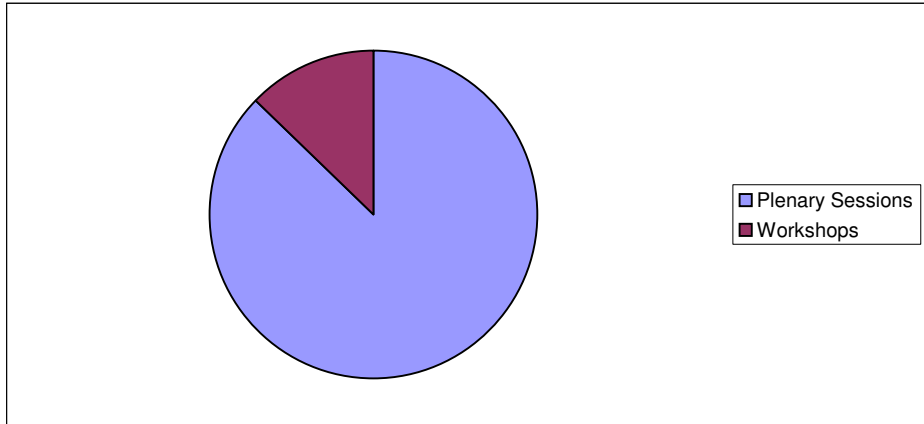
	Count	Percentage
Very Good	22	32.35%
Good	29	42.65%
Needs Improvement	14	20.59%
Unsatisfactory	3	4.41%
	<b>68</b>	<b>100.00%</b>



**9. Which did you prefer the most?**

Plenary Sessions  
Workshops

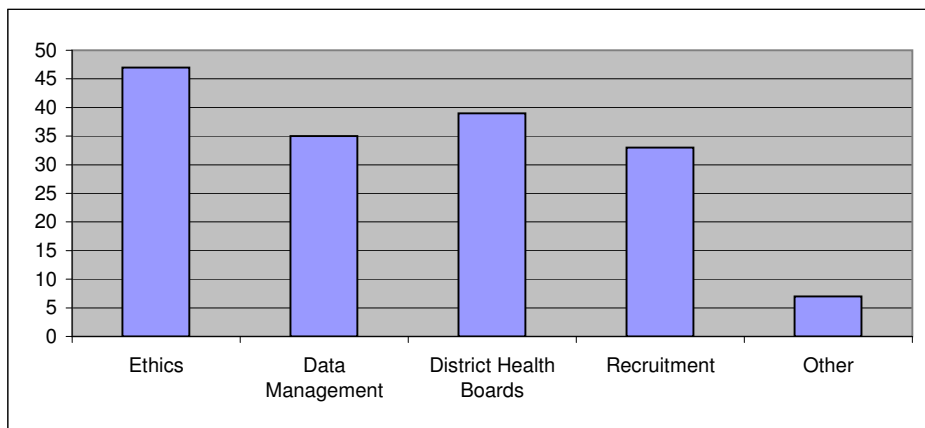
Count	Percentage
61	87.14%
9	12.86%
<b>70</b>	<b>100.00%</b>



**10. Which exhibitors would you like to see?**

Ethics  
Data Management  
District Health Boards  
Recruitment  
Other

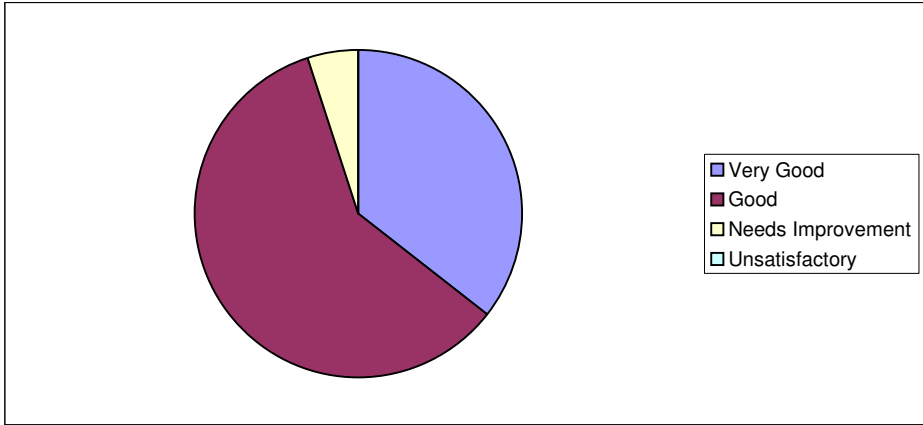
Count	Percentage
47	29.19%
35	21.74%
39	24.22%
33	20.50%
7	4.35%
<b>161</b>	<b>100.00%</b>



**11. How would you rate the poster exhibition?**

Very Good  
 Good  
 Needs Improvement  
 Unsatisfactory

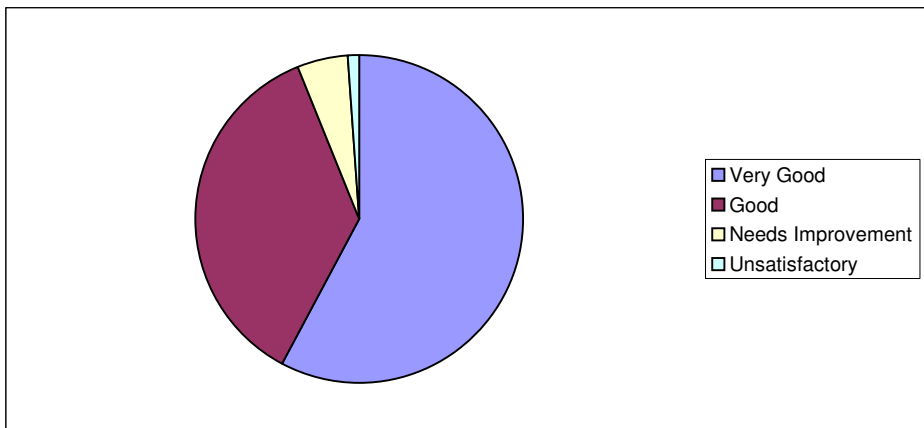
Count	Percentage
28	35.44%
47	59.49%
4	5.06%
0	0%
<b>79</b>	<b>99.99%</b>



**12. How would you rate the conference venue?**

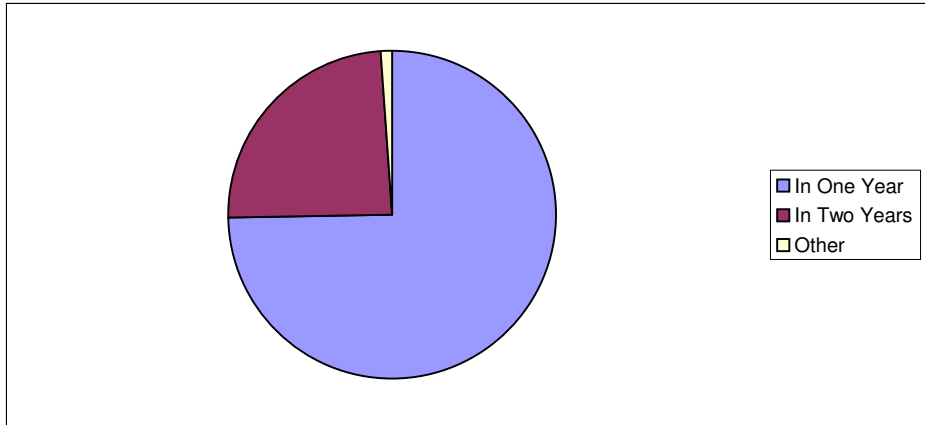
Very Good  
 Good  
 Needs Improvement  
 Unsatisfactory

Count	Percentage
48	57.83%
30	36.14%
4	4.82%
1	1.20%
<b>83</b>	<b>99.99%</b>



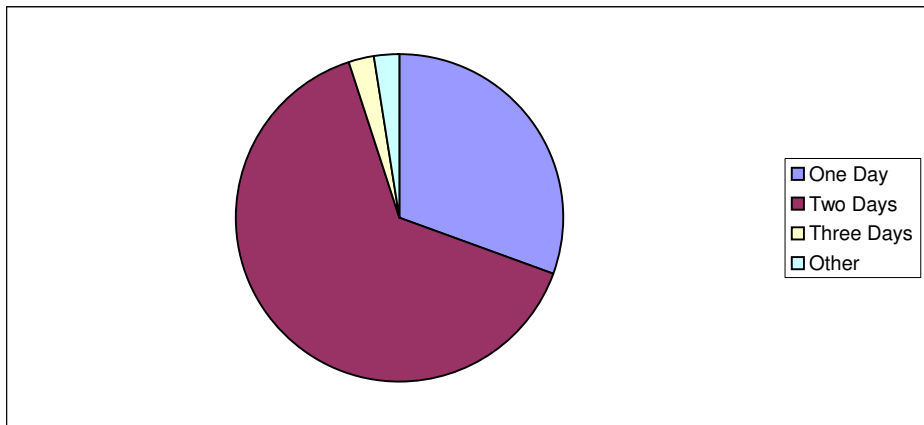
13. When would you like to see the NZ Clinical Research Conference next held?

	Count	Percentage
In One Year	62	74.70%
In Two Years	20	24.10%
Other	1	1.20%
	<b>83</b>	<b>100.00%</b>



14. How long would you like the conference to be?

	Count	Percentage
One Day	25	30.49%
Two Days	53	64.63%
Three Days	2	2.44%
Other	2	2.44%
	<b>82</b>	<b>100.00%</b>

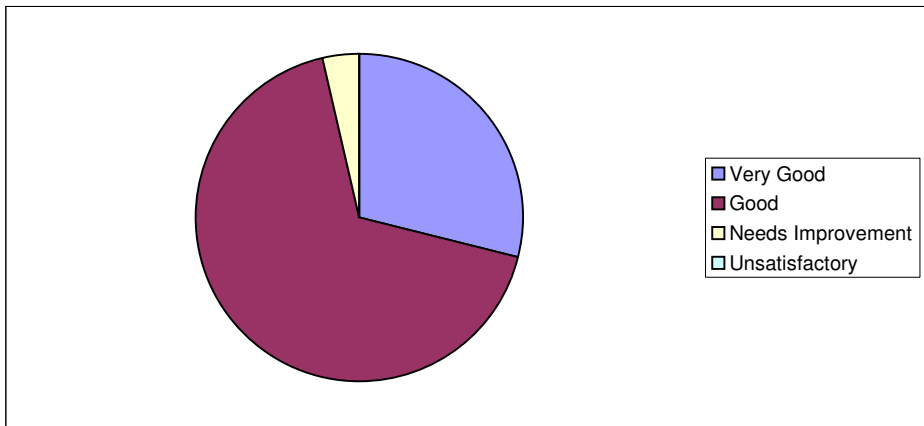


**15. What time of year would you prefer the conference to be held?**

Winter	x12
April-May	
August	x25
August-September	x5
August- Oct	
Spring	x2
Early on	
November	
July	x2
October	
March - July	
No Preference	x14

**16. How would you rate the 'value for money' compared with other conferences?**

	Count	Percentage
Very Good	24	28.92%
Good	56	67.47%
Needs Improvement	3	3.61%
Unsatisfactory	0	0
	<b>83</b>	<b>100.00%</b>



**17. How would you rate the conference as a whole?**

	Count	Percentage
Very Good	39	46.43%
Good	43	51.19%
Needs Improvement	2	2.38%
Unsatisfactory	0	0
	<b>84</b>	<b>100.00%</b>

